



ELECTRONIC POWER FACTOR METERS



72eQa, 72eQb 96eQa 96eQb 144eQa, 144eQb

Pivot and jewel moving-coil movement with integrated electronic circuit

Technical data:

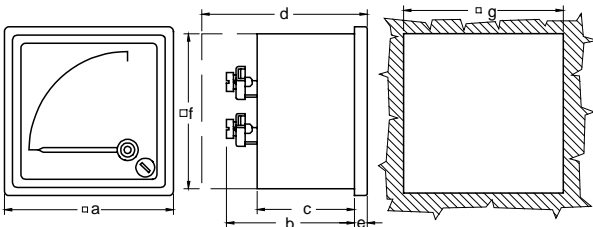
- Instrument case:** steel-plate
- Scale length:** 65mm (72eQ...), 85mm (96eQ...), 136mm (144eQ...)
- Class of accuracy:** 1.5
- Rated U_N :** 100 V, 110 V, 230 V, 400 V, 500 V
- Operating range:** $U_N \pm 15\%$
- Rated I_N :** 5 A or 1 A
- Operating range:** $0.2 \times I_N - 1.2 \times I_N$
- Frequency range:** 45...50...60 Hz
- Consumption:** max. 0.5 VA in the current circuit and max. 12 mA in the voltage circuit
- Protection:** casing IP50, terminals IP00
- Weight:** 0,4 kg (72eQ...), 0,55 kg (96eQ...), 0,9 kg (144eQ...)
- Fixing elements:** with two spring-type fastening clips (DIN 43835 "A")



Rated voltage	Single phase ~				Three - phase balanced ⋈			
	cap. 0,5 - 1 - 0,5 ind.		cap. 0,8 - 1 - 0,2 ind.		cap. 0,5 - 1 - 0,5 ind.		cap. 0,8 - 1 - 0,2 ind.	
	Rated current		Rated current		Rated current		Rated current	
	.../5 A	.../1 A	.../5 A	.../1 A	.../5 A	.../1 A	.../5 A	.../1 A
	72eQa, 96eQa 144eQa				72eQb, 96eQb 144eQb			
.../100 V	x	x	x	x	x	x	x	x
.../110 V	x	x	x	x	x	x	x	x
230 V	x	x	x	x	x	x	x	x
400 V	x	x	x	x	x	x	x	x
500 V	x	x	x	x	x	x	x	x

Scale

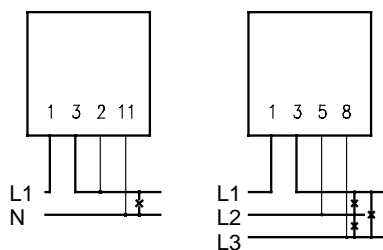
Outline drawing




Type/Dim. (mm)	a	b	c	*d	e	f	g
72 eQa 72eQb	72	102	88	113	6	66	68 ^{+0.7}
96eQa 96eQb	96	76	61	86	6	90	92 ^{+0.8}
144eQa 144eQb	144	75	65	8	136	138 ⁺¹

* case with terminal cover

Connection diagrams



72eQa, 96eQa, 72eQb, 96eQb



96eQa 72eQa
96eQb 72eQb

Order specification

Power factor meter for three-phase three wire balanced circuit
 Frame dimension: 96x96mm
 Rated voltage: 400 V
 Current transformer: .../5 A
 Range: cap. 0.5-1-0.5 ind.

96eQb 400V.../5 A cap. 0.5-1-0.5 ind.